

# Lincoln Stamp Club

**SOUVENIR SHEET**  
**JUNE 2015**  
 Monthly News of the  
 Lincoln Stamp Club

**2015 OFFICERS**

President:  
*Cynthia Carlson ('15)*  
 Vice President:  
*Ken Pruess ('15)*  
 Secretary:  
*Joyce Rivera ('15)*  
 Treasurer:  
*Ron Ecklund ('15)*  
 Board Member:  
*Joel Johnson ('15)*  
 Board Member:  
*Carl Marks ('15)*

**MEETINGS**

The Club meets the  
 first and third Thurs-  
 days, 7:00–8:30 p.m.

**LOCATION**

St. Paul U.M. Church  
 1144 M St.  
 Lincoln, Neb.

**CONTACT**

E-mail:  
[questions@lincolnstampclub.org](mailto:questions@lincolnstampclub.org)  
 Web:  
[www.lincolnstampclub.org](http://www.lincolnstampclub.org)  
 Mail:  
 PO Box 57434  
 Lincoln, NE  
 68505-7434.

**AFFILIATION**

The Club is an affiliate  
 of the American Phila-  
 telic Society:  
 APS #0799-064882.

**NEWSLETTER  
 AND WEB SITE**

Editor: *David M. Frye*

**Don't Judge a Stamp Only by Its Front**

**Fine Details Emerge When One Examines the Backs of Postage Stamps**

by *David M. Frye, Editor*

The last time I soaked older stamps—the ones with the water-soluble layer between paper and gum—I placed the freed-up stamps face down on paper towels before pressing them to dry. At some point, I found myself paying attention to the *backs* of the stamps as they lay in the little rows on the paper towel. Most were distinguishable from the others only by their size, but some stood out for a variety of reasons. The illustrations here show a sampling of the ones that were offering up some additional information about themselves from the details visible on their backs.

PAPER COLORS



The Kansas Statehood Issue (1961, Sc. 1183) gave the appearance of a four-color image by printing brown, dark red, and green on yellow paper.



1964's American Music Issues (Sc. 1252) used its grey paper with blue threads to achieve a different effect. Looking at the back of the stamp helps to make clear the influence of the threads on the stamp's rich look.

PAPER POROSITY

While the selection of alternative paper types can influence the appearance of a stamp's image, the physical properties of the

paper can impact the behavior of the ink used to print the stamp's image. The DC-



Skymaster, depicted on this 1946 5¢ airmail stamp (Sc. C32), can be seen, along with the various texts of the design, when the stamp is viewed from the back. This indicates how this particular paper absorbed the issue's ink quite vigorously.

The two stamps from the Prominent Americans Series, both



issued in 1967, show paper that was less porous to the printer's ink, but more susceptible to absorbing the ink in the postmarks. The Eugene O'Neill Issue (Sc. 1290) shows clearly the purple ink of the registered mail cancel, while the Frederick Douglas Issue (Sc. 1294), displays a legible, mirror-image version of the Chicago postmark.

PAPER STRENGTH

In the years when stamps were perforated to enable one to separate stamps printed together, paper needed to achieve a balance between being absorbent enough to receive the ink printed upon it while retaining the property of promoting a neat "tear" along the lines of perforations. Still, it helps to remember that stamps are printed on paper, and paper can

See "Backs of Stamps" on p. 3

## Club Newsletter

### Garners Gold

**David M. Frye**, editor of *The Souvenir Sheet*, the newsletter of the Lincoln Stamp Club, received a Gold in the 2014 American Philatelic Society's Chapter Newsletter Competition. A three-member panel of judges—all APS-accredited and/or experienced authors—reviewed works in three classes: single-page, multiple-page, and federation publications.

The judges' critiques suggested some refinements:

- adding a notice of welcome to visitors and providing information on becoming a member of the Club;
- using a higher-quality paper so that printing doesn't "ghost" through between sides of the sheets;
- highlighting members' names with **boldface** type;
- featuring articles and messages from other Club members.

This was the second year that the newsletter appeared in the competition. *The Souvenir Sheet* received a Silver award in the 2014 round.

## June 2015 Exchange

The Club offers the following items at its monthly exchange. Make payments in cash or in personal checks made out to the Club. Items in black are donations to the Lincoln Stamp Club. Proceeds from the sale of donations benefit the Club's general work. The lots listed in color, if any, are not donations; they are members' lots.


Lot #	Description	Catalogue	Minimum	Final	Buyer
▪ 01	Aegean Islands Sc. 59–60 M	\$0.40	\$0.25	_____	_____
▪ 02	British Solomon Islands Sc. 264–267 M	\$1.95	\$0.75	_____	_____
▪ 03	China Sc. 518 MNH	\$0.25	\$0.10	_____	_____
▪ 04	China Sc. 891–894 MNH	\$1.25	\$0.75	_____	_____
▪ 05	Colombia Sc. C502–503 U	\$0.10	\$0.05	_____	_____
▪ 06	Cook Islands Sc. 195–198 MNH	\$2.25	\$1.25	_____	_____
▪ 07	Czechoslovakia Sc. 1939–1942 U	\$0.20	\$0.10	_____	_____
▪ 08	Dahomey Sc. 277–278 M/U	\$0.10	\$0.05	_____	_____
▪ 09	Germany Sc. 280	\$0.40	\$0.20	_____	_____
▪ 10	Germany Sc. 2113–2117 CTO	\$0.25	\$0.10	_____	_____
▪ 11	Great Britain Sc. 1111 U	\$0.40	\$0.15	_____	_____
▪ 12	Great Britain Sc. 1137–1138 U	\$0.45	\$0.15	_____	_____
▪ 13	Great Britain Sc. 1157 U	\$0.30	\$0.15	_____	_____
▪ 14	Grenada Sc. 660–666 CTO	\$0.95	\$0.50	_____	_____
▪ 15	Guinea Sc. 801–803 CTO	\$0.25	\$0.10	_____	_____
▪ 16	Hungary Sc. 1274–1278 CTO	\$0.30	\$0.15	_____	_____
▪ 17	Israel Sc. 3425 MNH	\$1.50	\$0.75	_____	_____
▪ 18	Jamaica Sc. 320 U	\$0.10	\$0.05	_____	_____
▪ 19	Laos Sc. 261–263 M	\$0.90	\$0.45	_____	_____
▪ 20	Laos Sc. 346–350 CTO	\$0.30	\$0.15	_____	_____
▪ 21	Mali Sc. 16-21 CTO	\$0.25	\$0.10	_____	_____
▪ 22	Mongolia Sc. 146–150 CTO	\$0.35	\$0.20	_____	_____
▪ 23	Nauru Sc. 70 MNH	\$0.60	\$0.20	_____	_____
▪ 24	Nauru Sc. 230 MNH	\$2.25	\$1.00	_____	_____
▪ 25	Nicaragua Sc. 1306–1310 CTO	\$0.60	\$0.40	_____	_____
▪ 26	Russia Sc. 2808–2810 M	\$0.45	\$0.20	_____	_____
▪ 27	Russia Sc. 3433–3437 CTO	\$0.45	\$0.20	_____	_____
▪ 28	Russia Sc. 4532–4536 CTO	\$0.60	\$0.30	_____	_____
▪ 29	Russia Sc. 4776–4780 CTO	\$1.00	\$0.45	_____	_____
▪ 30	Russia Sc. 5641–5643 CTO	\$1.00	\$0.50	_____	_____
▪ 31	Samoa Sc. 539–542 M	\$1.50	\$0.75	_____	_____
▪ 32	St. Thomas & Principe Sc. ? MNH	\$2.25	\$1.00	_____	_____
▪ 33	St. Thomas Sc. 735–736 M	\$0.25	\$0.10	_____	_____
▪ 34	St. Vincent Sc. 1132–1137 M	\$1.25	\$0.50	_____	_____
▪ 35	U.S. Sc. 683 M	\$3.00	\$0.75	_____	_____
▪ 36	U.S. Sc. 752 MNH	\$0.50	\$0.25	_____	_____
▪ 37	U.S. Sc. 1075 MNH	\$4.95	\$2.50	_____	_____
▪ 38	U.S. Sc. 1311 MNH	\$0.25	\$0.25	_____	_____
▪ 39	U.S. Sc. 1538–1541 U	\$0.50	\$0.25	_____	_____
▪ 40	U.S. Sc. 797 MNH	\$1.75	\$0.50	_____	_____
▪ 41	U.S. Sc. 1608/1610–1612 U	\$4.25	\$2.00	_____	_____
▪ 42	U.S. Sc. C16–17, 19 U	\$1.35	\$0.50	_____	_____
▪ 43	Venezuela Sc. 860–864 CTO	\$0.65	\$0.20	_____	_____
▪ 44	Unknown Mixed	\$—	\$1.50	_____	_____
▪ 45	Unknown Mixed	\$—	\$1.00	_____	_____
▪ 46	Stock Book	\$—	\$2.50	_____	_____
▪ 47	Mint Sheet File	\$—	\$3.00	_____	_____



## "Backs of Stamps"—cont. from p. 1

show the effects of pressure, poking, and perforating.

The Christmas Issue of 1971 (Sc. 144), when viewed from the front, shows a fairly unobtrusive cancellation.



But from the back, one can both see and feel the ends of the cancellation's bars. These raised (from the perspective of the back) endpoints clearly indicate that in this period cancellations were applied

mechanically. In contrast, one would not expect to see the effects of modern ink-jet cancellations showing up as raised spots on the back of a stamp.

The 1991 F-rate Domestic Mail Issue (29¢, Sc. 2517)

shows a different result from paper and pressure. Produced during the era of perforations, this particular stamp shows a majority of its "chads" still hanging to the



perimeter of the stamp. Perhaps the perforator was growing dull, or the particular paper was a bit more resistant to accepting a clean punch.

### PAPER CODES

The final stamp in this sampling from my soaking is the issue marking the bicentennial of the drafting of the Articles of Confederation (1977, Sc. 1726).

This stamp, in a sense, provides two examples of reasons



for distinctive backs: the paper is cream and the stamp

is a perfin. This means that the stamp was marked with perforated initials to indicate its use by a particular organization or business and to discourage the stamp's misuse by others. This stamp bears a KU or UK; it's not clear which way one ought to read it.

If anyone has some other back-of-the-stamp observations to share—particularly focusing on watermarks or foreign issues—or if you can shed some light on what "KU/UK" stands for, send an e-mail and we'll print a follow-up.

■ **Lincoln Stamp Club:** [questions@lincolnstampclub.org](mailto:questions@lincolnstampclub.org).

## Philatelic Web Tools

### Sites Offer Diverse, Detailed Resources

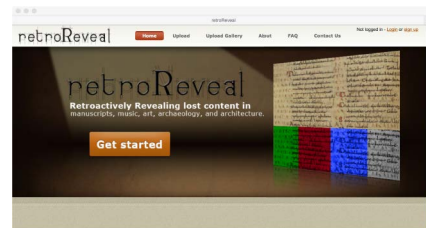
by David M. Frye, Editor

Several weeks ago,

#### Dave Hamilton

shared some information about a Web site that helps to reveal the information on a cover that is sometimes difficult

to read because it is faint, faded, or has come to blend in with yellowed paper. In short, you scan a cover or other document, save it in one of the recommended formats, then upload it. The site applies various software "filters" to bring to light the hidden information.



■ **retroReveal:** [www.retroreveal.org](http://www.retroreveal.org)

In April, **Carl Marks** presented a program on identifying the U.S. flag definitives of 2002. Taking this as a prompt to address an area of my collection I'd avoided—post-2000 U.S. definitives with all of their printing varieties and unsoakability issues—I started with Carl's guide. Then I found several Web sites to help with other issues.

■ **Flag over Porch Issues (1995–1997):** <http://www.shaulisstamps.com/tips/Porch.htm>

■ **First-class and 37¢ Flags (2002–2005):** <http://www.maxlynds.com/POSTAL/37%20cent%20Flag%20Stamp%20Article.pdf>

■ **Liberty Bell Forever Issues (2007–2010):** <http://sandiegophilatelibrary.org/pdf/files/liberty-bell-forever-stamp.pdf>

■ **Four Flags Issue (2012):** <http://www.philosateleia.com/blog/entries/how-to-identify-the-2012-four-flags-stamps/>.

If you have run across some Web sites that have helped you identify stamps, whether classic or modern, domestic or foreign, please share your findings by sending an e-mail with the link to the Club:

■ **Lincoln Stamp Club:** [questions@lincolnstampclub.org](mailto:questions@lincolnstampclub.org).

## Regional Stamp Shows: Coming Soon

### West Omaha Stamp Show

Saturday–Sunday, June 27–28, 2015

Saturday, 9:00 a.m.–5:00 p.m.

Sunday, 9:00 a.m.–4:00 p.m.

Comfort Inn & Suites

7007 Grover St.

Omaha, Nebraska

Omaha Stamp Show

Saturday–Sunday, September 12-13, 2015

## Topics: Business, Show & Tell, and "5¢ GW Stamps"

The Club meets at a central Lincoln location from 7:00 p.m. to 8:30 p.m. on the first and third Thursdays each month:  
St. Paul United Methodist Church  
1144 M St., Lincoln, Neb.  
Go south on 11th Street, then turn left into the church's parking garage between N and M Streets. Take the elevator to the *main* floor. Street parking is available too.

## ~Welcome~

The Lincoln Stamp Club welcomes guests to every club meeting and encourages collectors of all interests and experience to consider joining. Dues are only \$12/year, and can be mailed to the Club at its address on the front page or brought to a meeting. A membership form is available on the Web:

- **Membership:** [www.lincolnstampclub.org/membership/](http://www.lincolnstampclub.org/membership/)

- **Business Meeting & Exchange:** Thursday, June 4.
- **Show and Tell & Program:** Thursday, June 18: "*Production Changes of the 5¢ George Washington Regular Issue of 1962*," by Dave Hamilton.
- **Business Meeting & Exchange:** Thursday, July 2.
- **Upcoming Meetings:** July 16, Aug. 6 and 20, and Sept. 3.

## NEEDED

### Items for Monthly Exchanges

If you would like to include items in the monthly exchanges, give your descriptions and prices to **Jim Camp, Exchange Coordinator, by June 15 for the July 2 Exchange.**

Give him info about more significant items, which might require members to research ahead of time, by **June 15 for the August 6 Exchange.** Forms for your items are available online:

- [www.lincolnstampclub.org/downloads/SmallExchangeSheets.pdf](http://www.lincolnstampclub.org/downloads/SmallExchangeSheets.pdf)
- [www.lincolnstampclub.org/downloads/ExchangeForm4up.pdf](http://www.lincolnstampclub.org/downloads/ExchangeForm4up.pdf)

## United States Postal Service Issues: June 2015

**June 1—Emperor Penguins:** 2 forever (22¢) additional oz. def.; pane (20); coil (100); Washington, D.C.

**June 1—Coastal Birds:** 8 forever (35¢) postcard-rate def.; pane (20); coil (100); Washington, D.C.

**June 1—Eastern Tiger Swallowtail:** 1 forever (71¢) non-machinable def.; pane (20); Washington, D.C.

**June 1—Wedding Cake:** 1 forever (71¢) 2-oz. rate; pane (20); Washington, D.C.

**June 1—Yes I Do:** 1 forever (71¢) 2-oz. rate;


pane (20); Washington, D.C.

**June 1—Vintage Tulip:** 1 forever (71¢) 2-oz. rate; pane (20); Washington, D.C.

**June 1—Flannery O'Connor:** 1 forever (93¢) 3-oz. rate; pane (20); Washington, D.C.

**June 26—Ruddy Ducks:** 2 \$25 federal migratory waterfowl hunting and conservation stamps; U.S. Dept. Interior; pane (20) and SA pane (1); Memphis, Tenn.

- [www.uspsstamps.com/stamps/preview](http://www.uspsstamps.com/stamps/preview)
- [www.facebook.com/USPSStamps](http://www.facebook.com/USPSStamps)



LINCOLN NE 68505-7434  
PO BOX 57434  
LINCOLN STAMP CLUB

